



Montana Teen Driver Education and Training

Module 7.1

Your Driver's License

Getting it and keeping it



Driver Licensing - Objectives

Students recognize driver education and training as the foundation for assisting them and the parent or supervising driver to continue the lifelong learning process of reduced risk driving. Students understand the requirements for complying with the Graduated Driver Licensing (GDL) requirements and how to get and keep a driver's license.

Students are expected to:

- describe the process of obtaining and maintaining a Montana driver license;
- recognize the types of driver licenses and instruction permits;
- understand licensing restrictions, suspensions, and revocations and renewals
- understand the requirements and consequences during a GDL period;
- understand the Graduated Driver Licensing process, the purpose and use of parent resource materials, ways to effectively practice driving during the learning phase;
- develop strategies to continue and accept personal responsibility for the lifelong learning process of reduced risk driving.

Driver Education and your Learner License


Traffic Education Permit = To drive only with instructor

BTW: Driver Evaluation Record

TASK	DRIVE #	1	2	3	4	5	6	7	8	9	10	REMARKS
Pre-Drive/Vehicle Inspection:												D1
Locks, Seat, Mirror, Belt, Park Br.												
Control:												
Start												
Vision - Scanning - Mirror Check												
Put in Motion												D2
Steering/Hand Position: 9-3 / 8-4												
Speed												
Braking												
Reads Signs												
Backing												
Signaling												
Lane Positioning												D3
Turnabouts (U, Y, Pull-ins)												
Securing												
Intersections:												
Stop												
4-Way Stops												
Traffic Lights												D4
Uncontrolled												
Yield												
Right-of-Way												
Railroad Crossing												
One Way/Multiple Lanes:												D5
Enter												
Exit												
Head Check Blind Spots												
Lane Change Right												
Lane Change Left												D6
Turns:												
Signals												
Right												
Right on Red or After Stop												
Left												D7
Interstate/Highway:												
Enter												
Passing												
Being Passed												
Exit												D8
Merging												
Decisions:												
Hazard Identification												
Controlling Zones												
Judgment at Intersections												D9
Predicting												
Judging Gaps												
Parking:												
Angle												
Perpendicular												
Parallel												D10
Garage												
Attitude Toward Other Drivers												
Cooperation With Instructor												

5 = Competent 3 = Acceptable 1 = More Practice

29-1800 (2/13) Page 2 of 2



**State of Montana
Learner License**

Date: 02/28/2017 Name: Addison Grace Bryan

Address: _____

City: _____ State: _____ Zip: _____

Restrictions: _____ License: **Class D**

DOB: 08/28/2002 Sex: _____ Weight: _____ Ht: _____ Eyes: _____

Applicant's Signature: _____

Learner License: Good for the operation of a Class D vehicle only when accompanied by a licensed driver education instructor, parent or legal guardian, or other adult with parent/guardian permission occupying the seat beside the driver. Six months and 50 hours of supervised driving practice are required with 10 hours at night and no alcohol, drug or traffic citations.

After 07/23/2017, you may apply for a First Year Restricted License at a driver license station. Schedule an appointment online at www.dojmt.gov/driving or call 1-866-450-8034. **This Learner License is valid for 1 year from the date the knowledge test was passed.**

Expiration Date: 2/28/2018

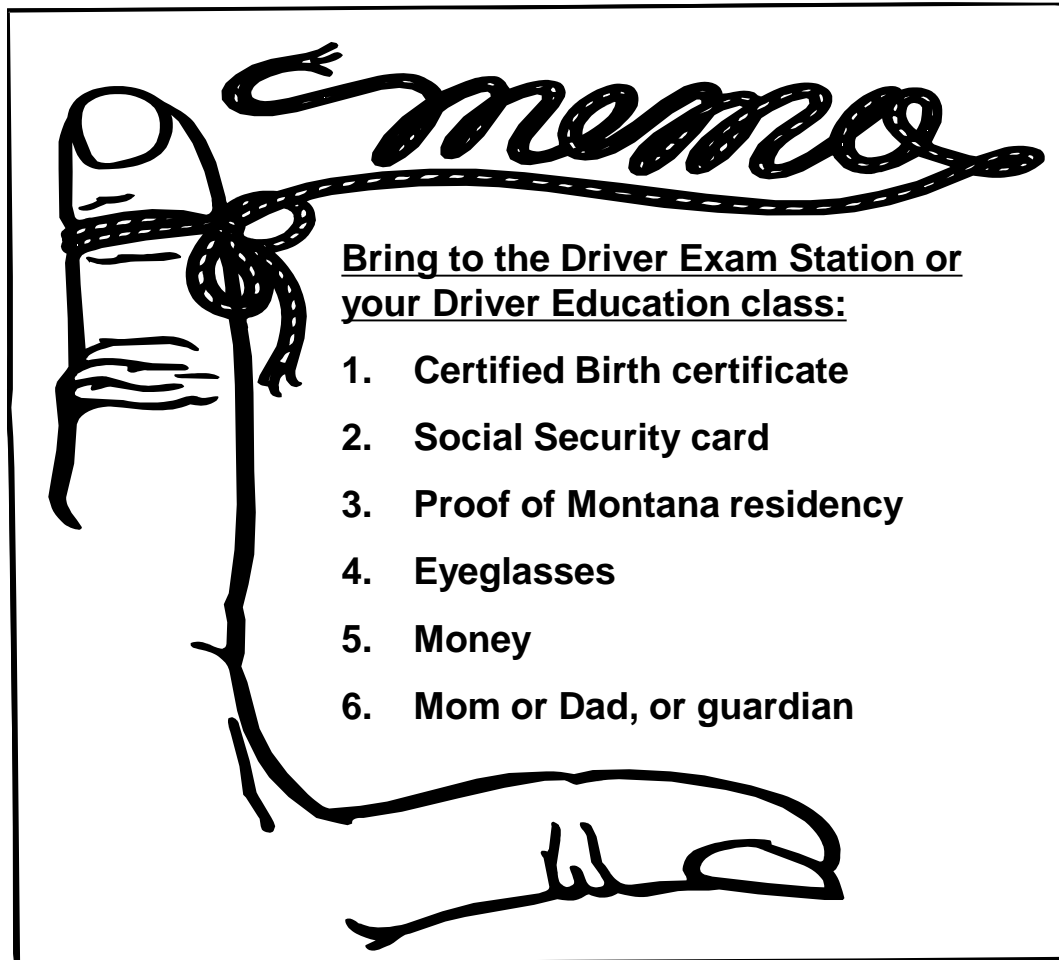
Instructor: _____ School: Baker High School Date: _____

26-0301 (6/17)

After GDL **50 hours**
and **6 months**
of supervised driving
practice



Applying for your Learner License



- If you don't get your Learner License before your driver education class ends, the 6-month GDL practice period starts over.
- The items on this list are required to apply for a learner license or a driver's license.

GDL First-Year Restricted License

Seatbelts required
for everyone – all the time

Passengers

First 6 months – only one
Second 6 months – up to 3
Best Practices: No passengers

Night restrictions

11:00 PM – 5:00 AM

Best Practices: The real risk is darkness

**Parents are the key to
teen driver safety.**

Graduated Driver License

Step 1 – Instruction Permit/Learner License

Requires 6 months and 50 hours of supervised driving practice with parent/guardian - 10 hours must be at night
Seatbelts required

Step 2 – GDL Restricted License

Limits teen passengers and night time driving
Seatbelts required

Step 3 – Full Privilege Driver License

After one year of GDL restrictions or age 18

What is the Parent Role in Teen Driving?

1. Enroll your teen in Montana Driver Education
2. Know Montana's GDL laws
3. Supervise teen driving
4. Set family driving rules and limits
5. Impose consequences for violations



Practice with your parents to develop safe driving skills



www.OPI.mt.gov

Driver Education Curriculum



Keep Track of Driver Progress

Directions: Rate teen driver safety knowledge, skill, performance, & adaptability to date for the following safe driving behaviors. Repeat this assessment every 2 months to track teen safe driving progress. Use the following rating system:

0 = not enough information to judge at this time ~ 1 = needs improvement ~ 2 = fair ~ 3 = good

SAFE DRIVING BEHAVIORS	Date	Knowledge Knows the information related to how & why	Skill Has the ability to use knowledge & maneuver the vehicle	Performance Safely navigates roadways & interacts with roadway users	Adaptability Performs well in various situations & under various conditions
<i>Remember, performing a behavior correctly a couple of times does not mean competence! Competence means always performing the behavior correctly in many different kinds of driving situations.</i>					
<i>Prepared: Adjusts seat, steering wheel, & mirrors, & wears seat belt</i>					
<i>Positive attitude: Is a courteous driver</i>					
<i>Follows laws: Always follows traffic laws & traffic control devices. Wears seat belt, stays within the speed limit, determines right-of-way, never drives after using alcohol or other drugs, etc.</i>					
<i>Starts & stops: "Smooth" starts & stops</i>					
<i>Steering control: "Smooth" steering</i>					
<i>Vision control: Constantly searches driving environment (mirrors & head turning) looking for signs, vehicles, pedestrians, bicyclists, etc.</i>					
<i>Blindspots: Checks "blindspots" by looking over the shoulder before turning or changing lanes</i>					
<i>Speed control: Stays within the speed limit & chooses a speed that is appropriate for traffic conditions, weather conditions, road conditions, etc.</i>					
<i>Attention: Constantly monitors lane position, speed control, & mirrors</i>					
<i>Communication: Uses turn signals when turning or changing lanes</i>					
<i>Intersections: Looks ahead to intersections to determine what is there even before getting there</i>					
<i>Right-of-Way: Watches for right-of-way situations & determines appropriate rules</i>					
<i>Turns: Signals, searches, & keeps speeds fluid through the turn. The left turn is a wide, sweeping turn at a fairly regular speed. The right turn is a tighter, slower turn.</i>					
<i>Gap Selection: Chooses an appropriate "gap" when entering traffic or entering or turning onto another street.</i>					
<i>Accelerates/Merges: Smoothly gets up or down to the appropriate speed while maintaining lane position. On highways, uses the on/off ramps to help build or decrease speed.</i>					
<i>Following Distance: Keeps a safe following distance based on speed, weather conditions, traffic conditions, road conditions, etc.</i>					
<i>Night Driving: Slows & constantly searches the driving environment when driving under low light or dark conditions</i>					
<i>Wet conditions: Slows & constantly searches the driving environment when driving under wet or icy conditions</i>					

* Contact your teen's driver education instructor if you would like more of these handouts to assess teen driving





Driving Solo: Getting your Restricted Montana driver's license



Verifying your identity is required to prevent fraud.

Check this website to make driver license station appointments:

<https://dojmt.gov/driving/appointment-scheduling>

Bring:

- CERTIFIED BIRTH CERTIFICATE (not a copy)
- SOCIAL SECURITY CARD* (not a copy)
- Cancelled mail showing your name and mailing address (can't be a post office box)
- Parent/legal guardian to sign consent
- Driving practice GDL log

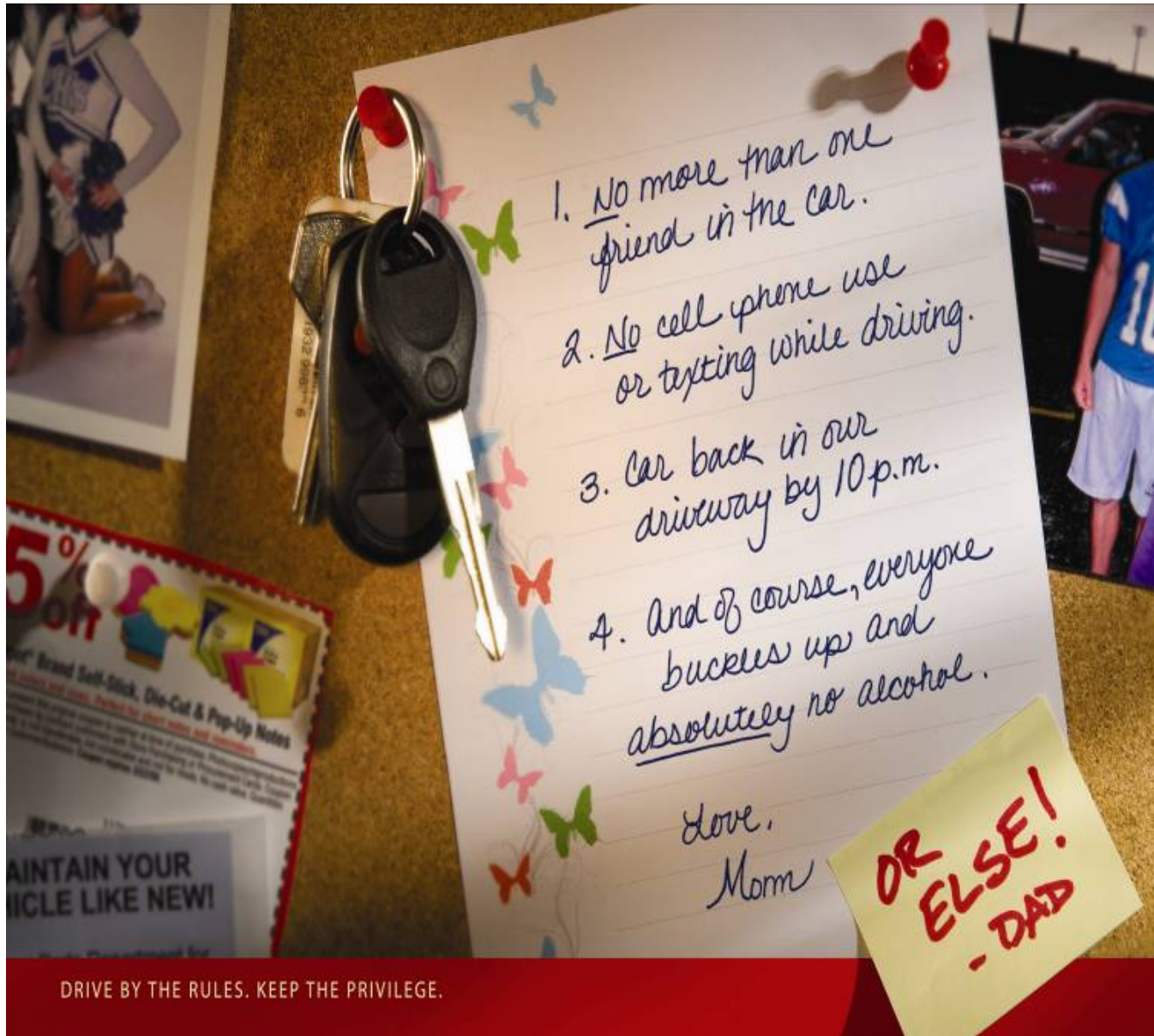
*** Name and birth date registered with the Social Security Administration must match name and date on driver's license application.**



Highest lifetime crash risk is in the first year of independent driving.


Lowest risk is when driving with your parent or guardian.

Drive by the rules. Keep the privilege.



Family rules and limits are about **safety**, not control.



































As a licensed driver, you:



- can operate a motor vehicle on public roadways in Montana in a careful and responsible manner.
- must carry proof of mandatory vehicle liability **insurance**.
- must have your license with you whenever you drive.
- must not loan your driver license to anyone.

Driving on Montana Tribal Lands



Class 1 Motorcycles		Class 7 Four or more axle, single unit	
Class 2 Passenger cars		Class 8 Four or less axle, single trailer	
			
			
			
Class 3 Four tire, single unit		Class 9 5-Axle tractor semitrailer	
			
			
Class 4 Buses		Class 10 Six or more axle, single trailer	
			
		Class 11 Five or less axle, multi trailer	
Class 5 Two axle, six tire, single unit		Class 12 Six axle, multi-trailer	
			
		Class 13 Seven or more axle, multi-trailer	
			
			
			

What type of driver license is required?

Replacing a lost learner license...

Change of address ...

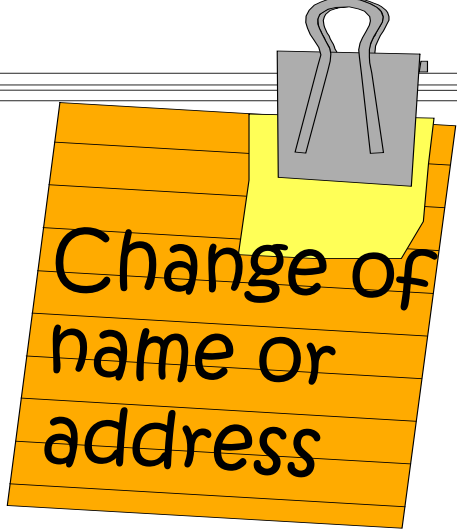
a reminder

If your learner license is lost or destroyed:

- Costs \$10 to replace at the driver license station.

• Take an original or certified copy of my birth certificate.

memo:



Change of
name or
address

**Tell the driver
license station
within 10 days!**

Minor in Possession (MIP) of Alcohol

Under Age 21 – It is illegal to possess or consume any alcoholic beverage.

MIP convictions:

- Learner license: Supervised practice driving extended until teen has six months with no alcohol/drug or traffic offenses.

Driver license will be confiscated:

- First MIP offense – 30-day confiscation.
- 6-month confiscation for second or subsequent MIP offense.

**Do you know what a
DUI will cost you?**



Montana Driver Record

Your driving record is for life

Montana Driver Records Sample Conviction Points	MCA 61-11-203	Montana Code Annotated (MCA) Title 61
No driver's license	2 points	61-5-102
Speeding	3 points	61-8-303
Other moving violations - Failure to obey stop signs and traffic signals, following too closely, improper passing	2 points	61-8-207 61-8-320 to 340
Car insurance violations	5 points	61-6-301
Illegal drag racing	5 points	61-8-308
Hit and run (property)	4 points	61-7-107
Reckless driving - driving with willful and wanton disregard for safety of persons and property	5 points	61-8-301
Failure to stop and help or give information when involved in a crash	4 or 8 points	61-7-103 61-7-105
Driving with your license suspended or revoked Second offense penalty - vehicle may be seized	6 points	61-11-213 61-5-212
DUI - driving while intoxicated or drugged with narcotics	10 points	61-8-401
Other felony when a motor vehicle is used	12 points	61-11-203
Seat belt violation -	\$20 fine	61-13-104

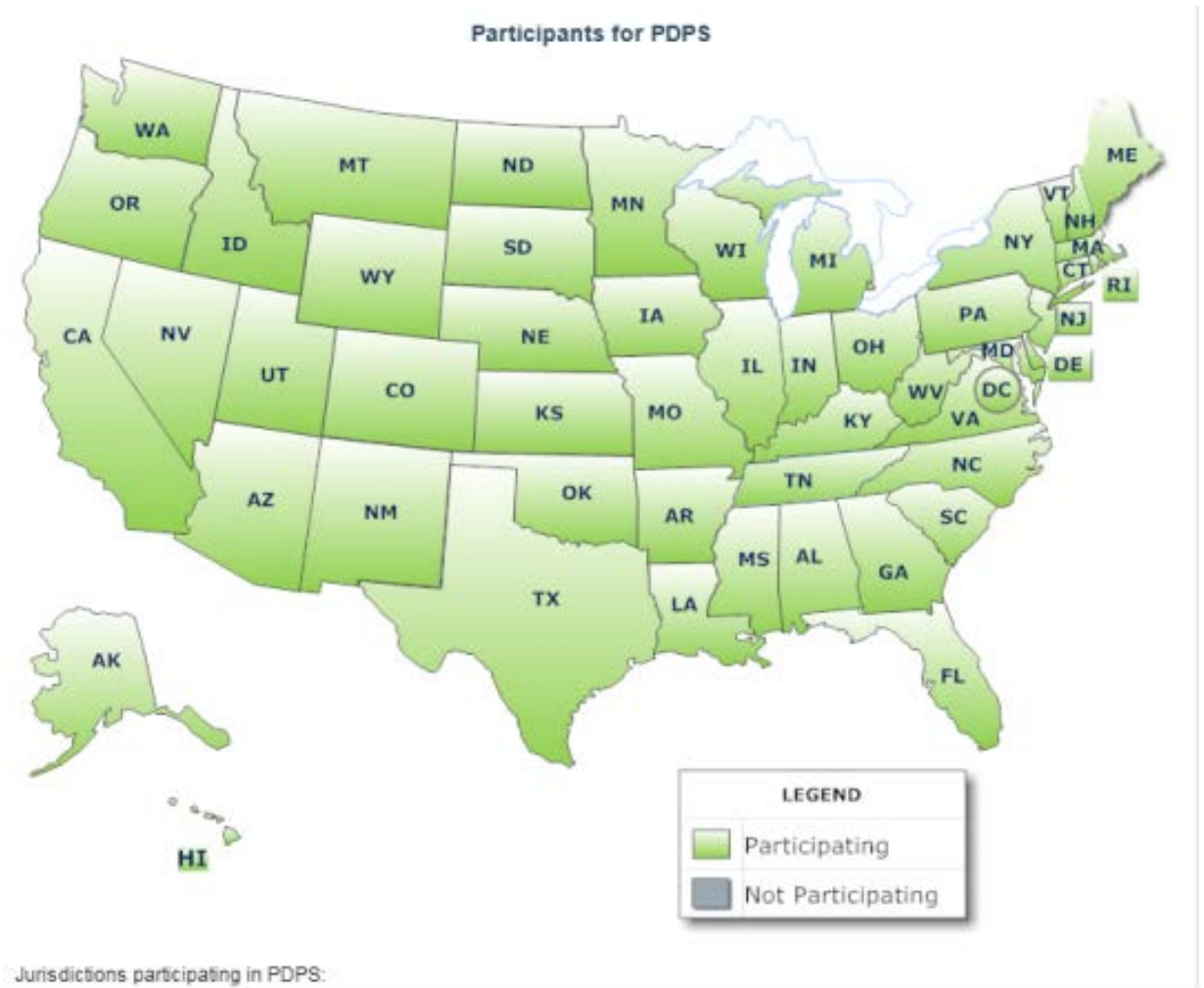
Your Driving Record is for Life



Ten speeding tickets = 30 points = revoked license

Habitual Traffic Offender: 30 or more convictions points in 3 years (MCA 61-11-212). License revoked and no driver license for 3 years.

Nationwide Problem Driver System



Montana is linked to a nationwide system to detect individuals who are suspended, revoked, disqualified, or denied a license to drive in another state.

Problem Driver Pointer System (PDPS)

License Cancellation

Violations resulting in a cancellation include:

- removal of parental consent to drive. (Yes, they can)



Other examples:

- fraud, and/or falsifying information on application for a license to drive.
- paying for a driver license with a non-sufficient funds check.
- voluntary surrender of license.
- suspended or revoked in another state.

License Suspension

License suspensions occur when a teen drives under the influence (DUI) or operates a motor vehicle with a blood alcohol content of 0.02% or greater.



A probationary license may be issued to drive to school or work while the license is suspended.



License Suspension *(continued)*

A driver's license will be suspended for 30 days to one year (or in some cases indefinitely) due to:

- Conviction of three reckless driving offenses within a 12-month period.
- Using a motor vehicle in the theft of motor vehicle fuel.
- Medically unsafe driver.
- Failure to obtain required medical evaluation or submit to testing.
- Making a fraudulent application for a license.
- Falsifying a date of birth on a driver license application.
- Altering a driver license or identification card to obtain alcohol.
- Authorizing someone else to use your driver license or identification card to obtain alcohol.
- Any unlawful use of a driver license.

License Revocation or Termination

A driver license can be terminated for one year or more when the driver has:

- A conviction for negligent homicide with a vehicle.
- A conviction for any felony in which a motor vehicle is used.
- Failure to stop and render aid as required in the event of a motor vehicle accident resulting in the death or personal injury of another.
- Perjury or the making of a false affidavit or statement under oath relating to the ownership or operation of motor vehicles.
- Negligent vehicular assault involving a motor vehicle.
- **To reinstate driver license, driver will have to pay all required fees and take and pass all the tests again.**

When to Renew Your Driver License



If you are under the age of 21, your license will expire on your 21st birthday.



If you are between the ages of 21 and 75, your license will expire on your birthday eight years or less after the date



At age 75 or older, your license will expire on your birthday four years or less after the date of issuance.

Don't let your license expire

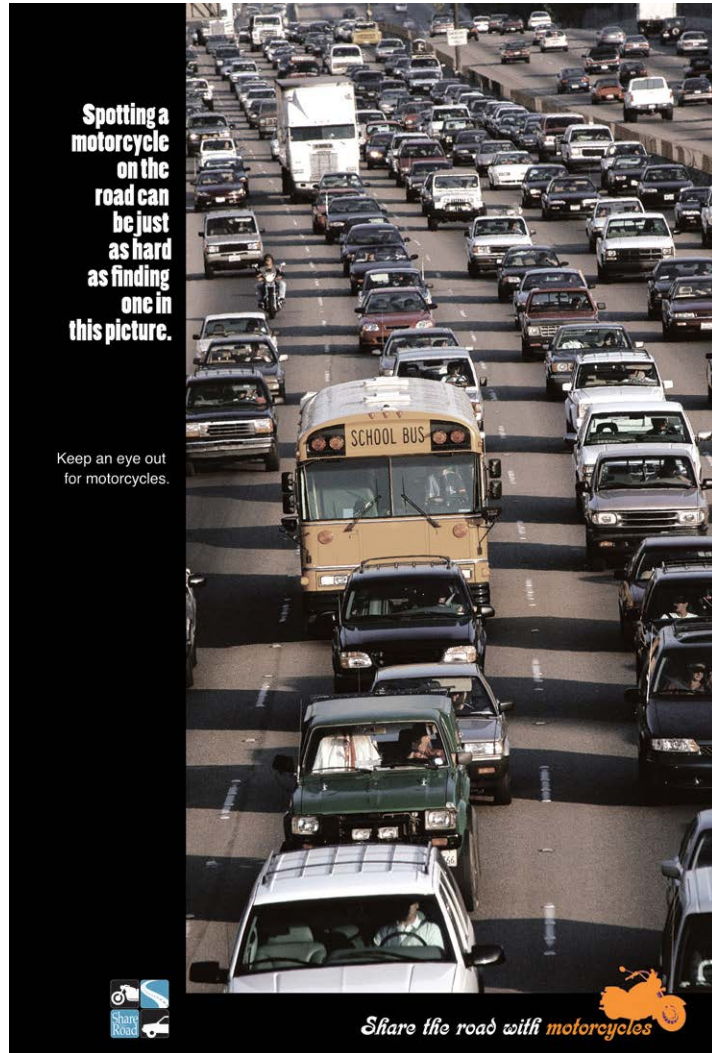
Renewal: You may renew up to **six months before** the expiration date of your license on your birthday.

Expired License: If your birthday passes and you have not renewed, your driving privilege stops on your birthday. If you are found driving after your birthday, you are driving in violation of the law and are eligible for a citation.

If your license is more than three months expired, you must take and pass the written and driving test.



Motorcycle Endorsement



Motorcycle Learner License


- Valid for one year to practice under supervision of a motorcycle-endorsed licensed adult driver.

Motorcycle Endorsement on a Class D License

- Pass vision, knowledge and skills tests.
- Motorcyclists who successfully complete a Montana motorcycle rider course are exempt from the skills test.

Commercial Driver License (CDL) Classifications


Class A



GVWR* over 26,000
Trailer over 10,000 lbs.

- Class A – Combination Vehicle

Class B



- Class B – Heavy straight vehicle

Class C

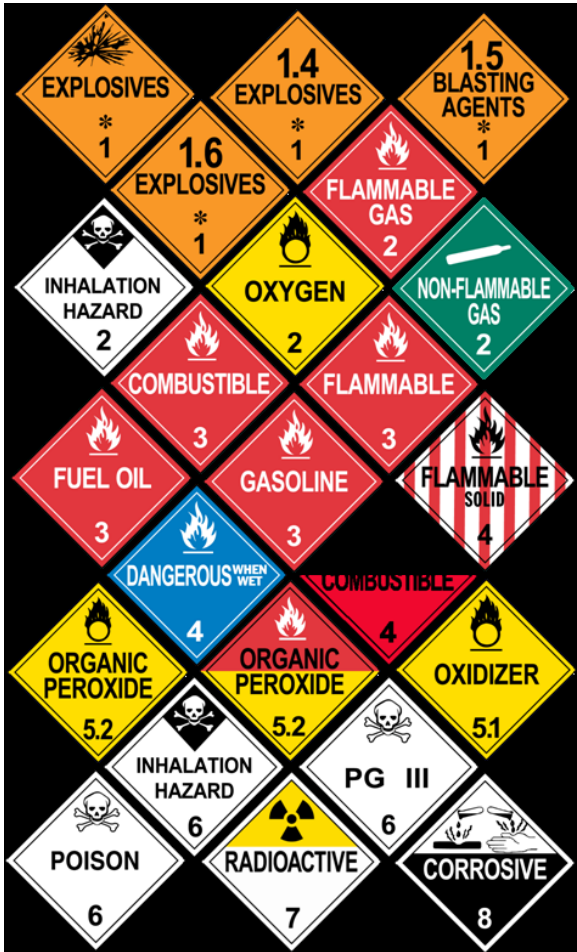


- Class C – Small commercial vehicle transporting 16 or more passengers or hazardous materials

CDL – can be interstate or intrastate

*GVWR – gross vehicle weight rating

Driving with Hazardous Materials



CDL School Bus Endorsement



Driving is a Privilege. Not a Right.



It's a common misconception that everyone has a *right* to drive. In reality, operating a motor vehicle is a serious responsibility; it's a *privilege* not a right.

Everyone who drives by the rules keeps the privilege. Those who don't can lose their license.



Montana Driver Education and Training

Standards and Benchmarks

1. Laws and Highway System

- 1.1. know the laws outlined in the Montana Driver's manual;
- 1.2. understand the laws outlined in the Montana Driver's Manual; and
- 1.3. consistently demonstrate knowledge and understanding by responsible adherence to highway transportation system traffic laws and control devices.

2. Responsibility

- 2.1. recognize the importance of making safe and responsible decisions for owning and operating a motor vehicle;
- 2.2. demonstrate the ability to make appropriate decisions while operating a motor vehicle;
- 2.3. consistently display respect for other users of the highway transportation system; and
- 2.4. develop positive habits and attitudes for responsible driving.

3. Visual Skills

- 3.1. know proper visual skills for operating a motor vehicle;
- 3.2. communicate and explain proper visual skills for operating a motor vehicle;
- 3.3. demonstrate the use of proper visual skills for operating a motor vehicle; and
- 3.4. develop habits and attitudes with regard to proper visual skills.

4. Vehicle Control

- 4.1. demonstrate smooth, safe and efficient operation of a motor vehicle; and
- 4.2. develop positive habits and attitudes relative to safe, efficient and smooth vehicle operation.

5. Communication

- 5.1. consistently communicate driving intentions (i.e., use of lights, vehicle position, and personal signals);
- 5.2. adjust driver behavior based on observation of the highway transportation system and other roadway users;
- 5.3. adjust communication (i.e., use of lights, vehicle position, and personal signals) based on observation of the highway transportation system and other users; and
- 5.4. develop positive habits and attitudes for effective communication.

6. Risk Management

- 6.1. understand driver risk-management principles;
- 6.2. demonstrate driver risk-management strategies; and
- 6.3. develop positive habits and attitudes for effective driver risk-management.

7. Lifelong Learning

- 7.1. identify and use a range of learning strategies required to acquire or retain knowledge, positive driving habits, and driving skills for lifelong learning;
- 7.2. establish learning goals that are based on an understanding of one's own current and future learning needs; and
- 7.3. demonstrate knowledge and ability to make informed decisions required for positive driving habits, effective performance, and adaptation to change.

8. Driving Experience

- 8.1. acquire at least the minimum number of BTW hours over at least the minimum number of days, as required by law, with a Montana-approved driver education teacher; and
- 8.2. acquire additional behind-the-wheel driving experience with a parent or guardian's assistance in a variety of driving situations (i.e., night, adverse weather, gravel road, etc.).